

## bar-stock thermowells, tapered shank, with threaded connection, NP250



Thermowells are used to protect the measuring instrument from corrosion, high pressure or high fluid velocity. Also, they allow to remove the measuring instrument for recalibration or replacement without affecting the process system. The W50-W60 model includes bar-stocked thermowell provided with a threaded process connection suitable for heavy work conditions. The immersion length is conic.

### 9 - Thermowells

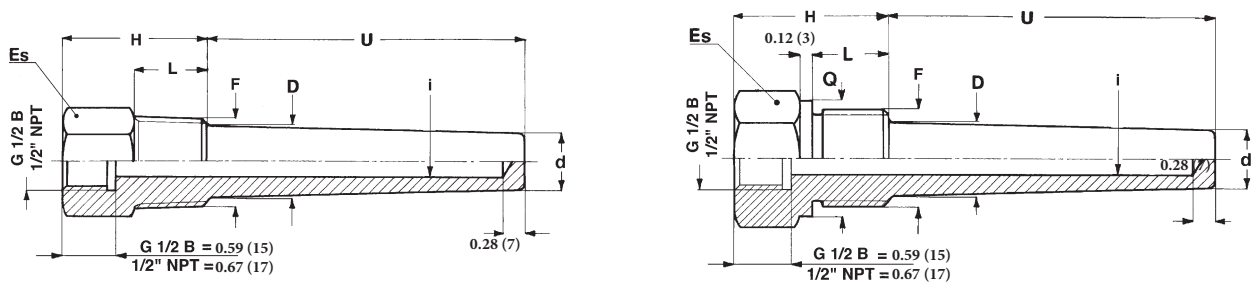
**Nominal pressure:** 3600 psi @ 752°F (250 bar @ 400°C).

**Process fluid temperature:** -328...+1112°F (-200...+600°C), for std materials.

**Total length:** 40" max (1000 mm).

**Materials :** AISI 316 (Cod. 4), AISI 316L (Cod. 5) st.st. bar-stock.

**Special materials :** Monel 400, Hastelloy C276, Alloy 825, Alloy 625, Duplex SAF 2205, Duplex SAF 2507 bar-stock.

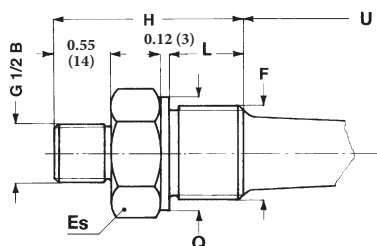
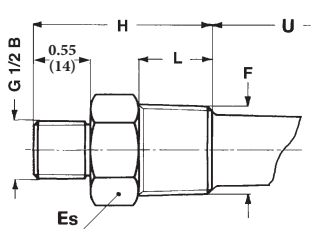


dimensions : inches (mm)

Mod.	Es.	F	i	D	d	H	L	Q
W52	1.06 (27) <sup>(1)</sup>	53M 3/4" NPT	0.28-0.31-0.35 (7 - 8 - 9)	0.91 (23)	0.71 (18)	1.81 (46)	0.79 (20)	-
			0.39-0.47 (10 - 12)		0.83 (21)			
W53	1.42 (36) <sup>(2)</sup>	63M 1" NPT	0.28-0.31-0.35 (7 - 8 - 9)	1.14 (29)	0.71 (18)	2.01 (51)	0.98 (25)	-
			0.39-0.47 (10 - 12)		0.83 (21)			
W54	1.61 (41)	51M G 3/4 B	0.28-0.31-0.35 (7 - 8 - 9)	0.91 (23)	0.71 (18)	1.81 (46)	0.79 (20)	1.25 (31,7)
			0.39-0.47 (10 - 12)		0.83 (21)			
W54	1.61 (41)	61M G 1 B	0.28-0.31-0.35 (7 - 8 - 9)	1.14 (29)	0.71 (18)	2.01 (51)	0.98 (25)	1.54 (39)
			0.39-0.47 (10 - 12)		0.83 (21)			

(1) For insertion length > 16" (400 mm) and/or special material : round bar stock  $\phi$  1.18 (30mm) with 0.94" (24 mm) key.

(2) For insertion length > 28" (700 mm) and/or special material : round bar stock  $\phi$  1.38 (35mm) with 1.06" (27 mm) key.



dimensions : inches (mm)

Mod.	Es.	F	i	D	d	H	L	Q
W62	1.06 (27) <sup>(1)</sup>	53M 3/4" NPT	0.28-0.31-0.35 (7 - 8 - 9)	0.91 (23)	0.71 (18)	2.24 (57)	0.79 (20)	
			0.39-0.47 (10 - 12)		0.83 (21)			
W63	1.42 (36) <sup>(2)</sup>	63M 1" NPT	0.28-0.31-0.35 (7 - 8 - 9)	1.14 (29)	0.71 (18)	2.44 (62)	0.98 (25)	
		51M G 3/4 B	0.39-0.47 (10 - 12)	0.91 (23)	0.83 (21)	2.24 (57)	0.79 (20)	1.25 (31,7)
W64	1.61 (41)	61M G 1 B	0.28-0.31-0.35 (7 - 8 - 9)	1.14 (29)	0.71 (18)	2.44 (62)	0.98 (25)	1.54 (39)
			0.39-0.47 (10 - 12)		0.83 (21)			

(1) For insertion length > 16" (400 mm) and/or special material :  
round bar stock  $\phi$  1.18 (30mm) with 0.94" (24 mm) key.

(2) For insertion length > 28" (700 mm) and/or special material :  
round bar stock  $\phi$  1.38 (35mm) with 1.06" (27 mm) key.

## OPTIONS

<b>P02</b> -	Oxygen service
<b>E30</b> -	NACE MR0103 - MR0175 (ISO15156) certificate
<b>TC1</b> -	Plug and chain (1)
<b>NIP</b> -	Nipple with coupling (1)
<b>CVK</b> -	ASME PTC 19.3 TW calculation (1)

i
<b>070</b> - $\phi$ 0.28 (7)
<b>080</b> - $\phi$ 0.31 (8)
<b>090</b> - $\phi$ 0.35 (9)
<b>100</b> - $\phi$ 0.39 (10)
<b>120</b> - $\phi$ 0.47 (12)

(1) Drawings and details in the "Thermowells information" sheet.

## "HOW TO ORDER" SEQUENCE

Section / Model / Material / Instrument connection / Process connection / Insertion hole / Insertion length / Extension length / Options

9	W52	4	41F - G 1/2	51M	070	P02...CVK
	W53	5	43M - 1/2 NPT	61M	080	
	W54		41M - G 1/2 B	53M	090	
	W62			63M	100	
	W63				120	
	W64					